


7.2 Specific Installation Instructions - Colortile

Colortile



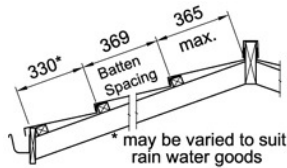
Dimensions and weights given are nominal

Overall Length	1330 mm
Length of Cover	1257 mm
Width of Cover	369 mm
Up stand	25 mm
Roof cover/Tile	0.46 m ²
Coverage	2.2 tile /m ²
Weight/unit	Textured 2.9 kg
	Satin 2.1 kg

Roof Pitch

Roof pitch 12° to 90°.

Batten Spacing



Colortile Textured (chipped)	369 mm
Colortile Satin (painted)	370 mm


Tile Batten Sizes

40 x 50 mm on 900 mm spaced rafter
50 x 50 mm on 1200 mm spaced rafters

Tile Batten Fastening

Minimum 2 x 90 x 3.15 mm nails,
up to 3.8 kPa design load.

Laying Direction



Left over Right or Right over Left
Lay laps away from discharging rainwater pipes or roof valleys.
Lay laps away from line of sight.
Lay away from prevailing winds.

Laying Pattern

Stagger lay tiles laps 2 or more modules apart down the roof.

Tile Fastening

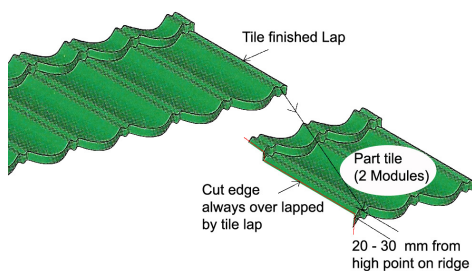
4 x 50 mm tile nails, up to 3.8 kPa design load.
Nail spacing 360 mm and 180 mm to hold at lap.

Refer

Tile Installation – Nailing Position for Colortile

7 x 50 mm tile nails above 3.8 kPa design load.

Part Tile



Only use Tile Nails approved by AHI Roofing

Tiles may be cut down to modular size; Cut edges should be overlapped by tile finish laps.

Tile Installation – Nailing Position for Colortile

AHI Roofing Limited
June 2008

Gerard Colortile

[All Dimensions Nominal]

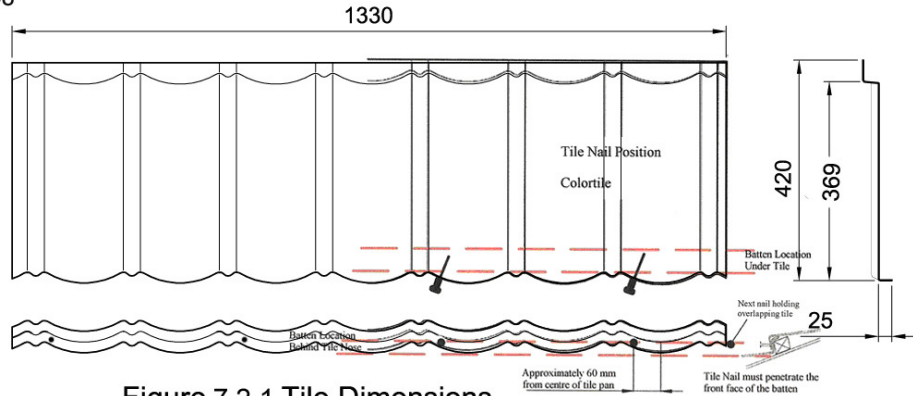


Figure 7.2.1 Tile Dimensions

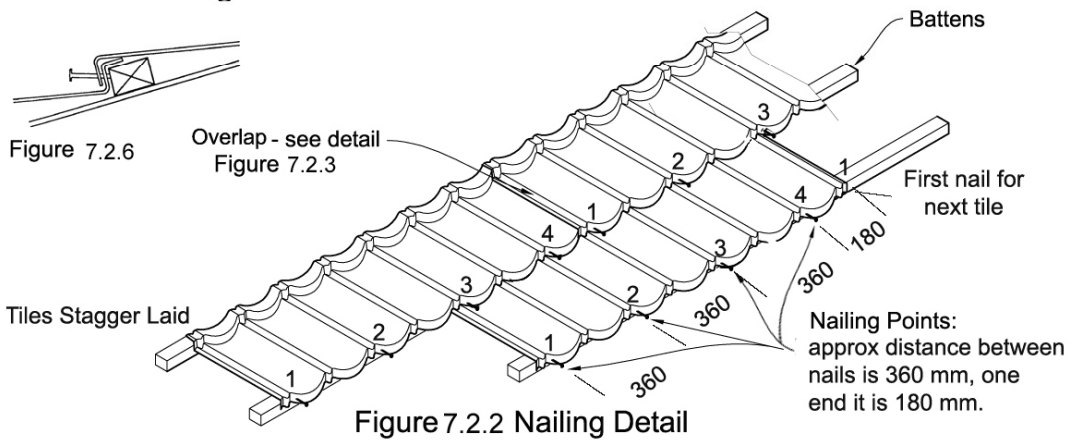


Figure 7.2.2 Nailing Detail

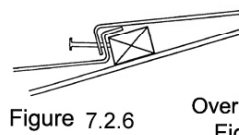


Figure 7.2.6

Overlap - see detail
Figure 7.2.3

Tiles Stagger Laid

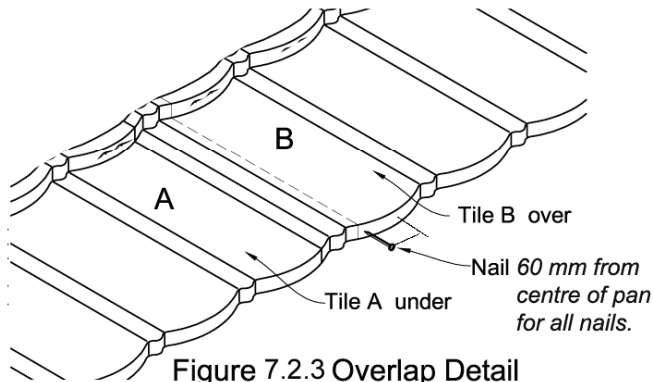


Figure 7.2.3 Overlap Detail

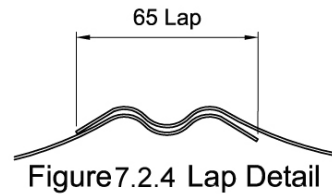


Figure 7.2.4 Lap Detail

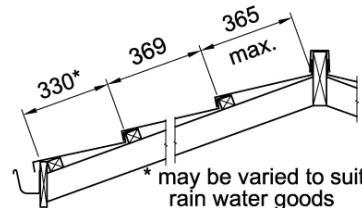


Figure 7.2.5 Batten Layout

Note: Nail near overlap does not pass through both tiles. It is positioned alongside the edge of the tile underneath.
The nose of each tile is held down at 5 points.
This comprises 4 nails as per the diagrams plus the nailed overlap tile.

Fastening Tiles in Cyclone Areas. Where a building has been designed outside the scope of NZS 3604 or tiles on buildings with a wind load design of above 3.6 kPa should be fastened at approx 180 mm spacing (each module).

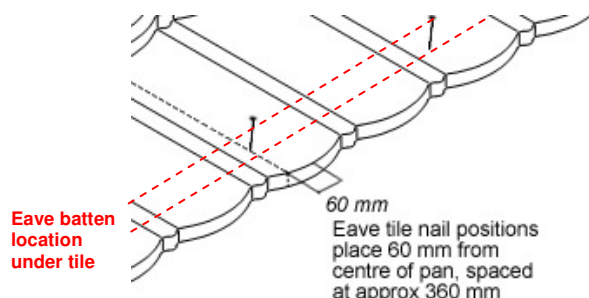


Figure 7.2.7 Eave Colortile